



UNIFORM CODE STANDARDS



MAY 1, 2022

TABLE OF CONTENTS

Introduction.....	3
Adventurer Ministry Uniform	4
Adventurer Sleeves Diagram.....	5
Adventurer Sash Pictures.....	6
Adventurer Uniform Illustrative Chart.....	7
Pathfinder Ministry Uniform	11
Pathfinder Sleeves Diagram.....	14
Pathfinder Uniform Illustrative Chart.....	16
Master Guide Ministry Uniform.....	19
Master Guide Uniform Diagrams	21
Additional Standards	22
Special Teams	23
Stars Insignia for Senior Officers.....	24
Uniform Accessories: Citation Cords, Insignia	25

UNIFORM POLICY



	SUBJECT:	
	PATHFINDER, ADVENTURER AND MASTER GUIDE UNIFORM SPECIFICATIONS	
	DATE ISSUED:	REFERENCE:
	05/01/2022	UNIFORM STANDARD
		AUTHORIZED BY:
		NEC AYM DIRECTORATE

The Uniform

The uniform helps make the Pathfinder, Adventurer, and Master Guide Ministry tangibly visible. It is emblematic and representative of the worldwide ideals and standards of the organization and of the Seventh-day Adventist Church. Each individual member becomes a very vital representative of the organization and wearing the uniform will help to provide a consciousness of belonging to a club that rightly represents the Adventist Youth of today. If the uniform is worn as ordinary clothing, it will have failed in its purpose. The uniform should always be neat and clean. To wear it commonly for ordinary play or work lowers its dignity. The Club should be so valuable to each member that the uniform will be acquired and worn with enthusiasm.

It is recommended that uniforms be worn on the following occasions:

1. At all Pathfinder & Adventurer meetings (A or B as directed)
2. At any public gathering when any or all act as:
 - ◆ Messengers
 - ◆ Ushers
 - ◆ Guards of honor
 - ◆ Color Guards
3. On occasions as specified by the local director, leadership team or Conference officials.
4. At special services of the ministry (Adventurer Day, Pathfinder Day, Master Guide Awareness Day, Induction, Investiture, etc.)
5. While engaging in witnessing activity, or community service such as ingathering, distributing food baskets, flowers, literature, etc.

Uniforms should not be worn:

- ◆ By nonmembers
- ◆ When engaged in selling or solicitation for personal profit, or for commercial or political purposes
- ◆ At any time or place when its wearing discounts the organization or casts any reflection upon the uniform, lowers its dignity and esteem, and makes it commonplace.

NORTHEASTERN CONFERENCE UNIFORM STANDARDS and SPECIFICATIONS



ADVENTURER MINISTRY

Adventurer Class "A" Full Dress Uniform

- ◆ Light blue shirt for boys
- ◆ Light blue blouse for girls, blouse should have a Peter Pan collar with no decoration or extra stitching
- ◆ A navy blue long sleeve t-shirt may be worn under the Class A shirt in cooler weather.
- ◆ White uniform shirt with epaulets and patches for all staff. Shirt sleeve length should be uniform within the club.
- ◆ Adventurer Neckerchief: The Adventurer neckerchief is to be worn by all inducted Adventurers and Non-Master Guide Staff. It is burgundy in color bordered in white with the Adventurer emblem as the logo on the back. The scarf is worn fitted neatly around the neck held together in front with the cloth slide having the Adventurer logo affixed and properly positioned.
- ◆ Uniform Sleeves:
 - ◆ Right: 1/2in from seam/shoulder place club name crest, 1/2in below crest place Rank Strip (Staff), 1/2in below Rank Strip (or 1/2in below crest if not staff) place Adventurer patch.
 - ◆ Left: 1/2in from seam/shoulder place Conference patch, place Union Patch 1/4in below Conference patch, place Adventurer World Patch 1/4in below Union patch, where applicable place Master Guide Star 1/4in below World patch.
- ◆ Men and boys are authorized to wear a navy blue tie.
- ◆ White gloves
- ◆ Only staff should have name tags
- ◆ Honor sash (if you have at least one Award's patch or were invested in any class): The sash is navy blue. It is worn from the right shoulder to the left hip. Adventurer stars, chips, awards, pins, event patches, and other club related items may be displayed on the sash. Little Lamb stars and Eager Beaver chips are placed on the back of the sash as well as any event patches (i.e. Camporee patch, Fun Day patch, BAYDA Fun Escape patch, etc.). On the front of the sash place patches of the awards for Busy Bee through Helping Hands as well as the class pins received at Investiture.
- ◆ Navy blue Adventurer belt with the correct Adventurer buckle or regular dress belt holding pants/skirt neatly at the waist
- ◆ Navy blue uniform pants for males or navy blue A-line skirt for female staff. Female children wear the navy blue V-neck style jumper. There must be no decoration or extra stitching on pants, skirt or jumper. Skirt or pants may have no more than three pleats on each side on the front.
- ◆ Navy blue plain socks for male staff and Adventurers, navy blue ultra sheer stockings for female staff; Female children may alternate between navy blue tights during the winter and socks in the warm weather. All the kids in the club have to wear one or the other, maintaining uniformity at any given time. There must be no decorations on the socks.
- ◆ Shoes: black, laced up, leather or low rubber soled Oxford style shoes with no decoration or extra stitching; no patent leather/glossy shoes
- ◆ Adventurer women and girls are authorized to wear the navy blue beret with the small Adventurer logo. The beret must be worn with the logo directly centered and over the nose. The excess material is draped over to the right ear, extending to at least the top of the ear, and no

lower than the middle of the ear. When worn properly, the beret is formed to the shape of the head. The beret is to be worn horizontally one inch above the eyebrow.

- ◆ Jewelry should NOT be worn with the exception of a watch, engagement and wedding rings or medical identification chains.

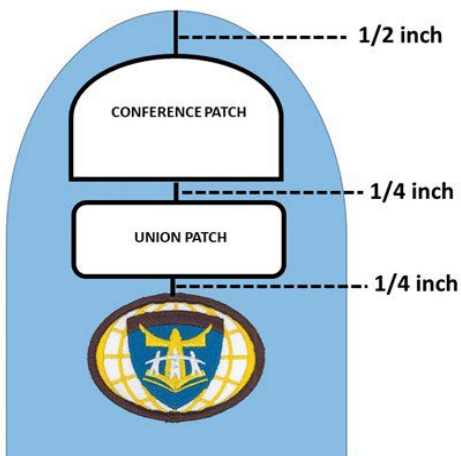


Adventurer Class "B" Field Uniform

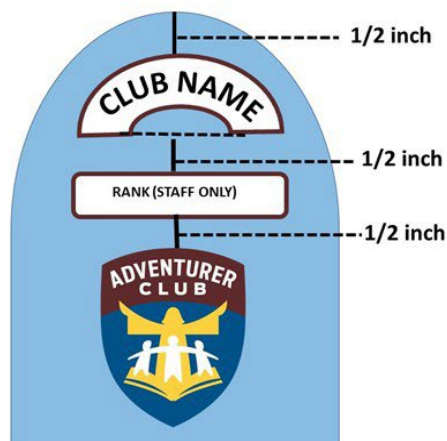
- ◆ Whenever Class A uniform is not required, Class B uniform must be worn on all Adventurer approved and sponsored activities or events. Each club must agree to a class B field uniform standard which must be adhered to by all staff and club members. The club T-shirt must have the Adventurer logo prominently imprinted and displayed somewhere on it. Where instructed, at Area or Conference events, the area or Conference T-shirt may be substituted for the club T-shirt. Officers and Staff Members are permitted the use of a Staff polo style shirt with the appropriate Conference or Area club designs.
- ◆ In addition to the shirt, the field uniform will consist of the blue jeans, white tube socks and sneakers.
- ◆ Males will wear the shirts of the Field Uniform tucked into their jeans at all times. Jeans are not to be worn baggy or hanging below the waist.
- ◆ Females may wear the shirts of the Field Uniform out of their jeans/pants covering their middles at all times.
- ◆ Female and male jeans also should not conform to the shape of the body, i.e. skinny jeans or jean leggings. In addition, jeans should cover the ankles.
- ◆ Jewelry should NOT be worn with the exception of a watch, engagement and wedding rings or medical identification chains

ADVENTURER UNIFORM SLEEVES

LEFT SLEEVE



RIGHT SLEEVE
STAFF MEMBER



RIGHT SLEEVE
NON-STAFF MEMBER



ADVENTURER SASH SAMPLE

ADVENTURER SASH FRONT

On the front of the sash place patches of the awards for Busy Bee through Helping Hands as well as the class pins received at Investiture. (Only staff should have name tags.)



ADVENTURER SASH BACK

Little Lamb stars and Eager Beaver chips are placed on the back of the sash as well as any event patches (i.e. Camporee patch, Fun Day patch, BAYDA Fun Escape patch, etc.).












Northeastern Conference Adventurer Uniform Requirements



Pictures Uniform Item

Who its for

Sources

 	<p>Navy Blue Beret</p>	<p>Girls and Women</p>	<p>Hair Supply Stores Glendale.com Advent Source</p>
	<p>Beret Patch</p>	<p>All with a beret except Master Guides</p>	<p>Advent Source</p>
 	<p>Burgundy Scarf</p> <p>There are separate sizes for children And adults</p>	<p>Children and staff who are not Master Guides</p>	<p>Advent Source</p>
	<p>Adventurer Slide</p>	<p>Children and staff who are not Master Guides</p>	<p>Advent Source</p>
	<p>Tie</p>	<p>Boys, male and female staff</p>	<p>School uniform stores Advent Source</p>
 	<p>Blue Class A Shirt, long or short sleeve</p> <p>Note the Peter Pan collar Uniform within the club</p>	<p>Girls</p>	<p>School uniform stores like Cookies Advent Source</p>



Blue Class A Shirt, long or short sleeve

Boys

School uniform stores

like Cookies

Uniform within the club

Advent Source



White Class A Shirt, long or short sleeve

Female Staff and Master Guides

Advent Source

Note the epaulets

Uniform within the club



White Class A Shirt, long or short sleeve

Male Staff and Master Guides

Advent Source

Note the epaulets

Uniform within the club



Burgundy & Gold Director Cords

Burgundy Cord for Directors who are NOT Master Guides

Advent Source

Gold Cord for Directors who ARE Master Guides



Class A jumper

Girls

Advent Source



Class A Dress Pants
Including belt loops
Cotton/Polyester Blend

Boys and Men

School Uniform
Stores
Advent Source

Black Web Belt and Buckle

Boys

Belt: Military supply stores
Belt and Buckle: Advent Source
Buckle: Advent Source



Class A Dress Skirt

Female Staff

Advent Source

Details: A-line, 2 pleats, belt loops, Dacron/polyester blend



Staff Leather Belt

Female and Male Staff

Advent Source



Navy socks or tights

Boys, girls, and male staff

Uniform within the club

Note: Female Staff wear ultra sheer navy stockings



Black plain oxford style lace-up shoes

All children and staff

School uniform stores
Ocean State Job Lot
Fabco
Cookies
Amazon
Walmart
Payless

NOT patent leather



White gloves

Needed by children only when ushering, but are required for staff

Hair supply stores



Sash

All Adventurers and Staff

Advent Source



<p>YOUR NAME HERE</p> <p>YOUR CLUB NAME</p> <p>ADVENTURER CLUB</p> <p>World Patch</p> <p>Northeastern Conference Patch</p> <p>Atlantic Union Patch</p> <p>ASSOC. DIRECTOR</p> <p>INSTRUCTOR</p> <p>DIRECTOR</p>	<p>Name tag</p> <p>Burgundy or black</p> <p>Club Crest with Church Name</p> <p>Adventurer Uniform Patch</p> <p>World Patch</p> <p>Northeastern Conference Patch</p> <p>Atlantic Union Patch</p> <p>Staff Strips</p>	<p>Staff Only</p> <p>All children and staff</p> <p>All children and staff</p> <p>All children and staff</p> <p>All children and staff</p> <p>All children and staff</p> <p>Staff</p>	<p>Trophy stores</p> <p>Advent Source</p> <p>Alexsenegraving.com</p> <p>All Inside Corp</p> <p>Advent Source</p> <p>Advent Source</p> <p>Youth Ministries</p> <p>Department</p> <p>Youth Ministries</p> <p>Department</p> <p>All Inside Corp</p> <p>Advent Source</p>
---	---	--	---

Contact information of some of the sources:


<p>All Inside Corp: Custom Screen Printing & Embroidery 60 Carleton Ave. Central Islip, NY 11722 wilfredo@allinsidecorp.com (631) 664-9072</p>	<p>Collegiate House School Uniforms 970 Fellsway Medford, MA 02155 (781) 219-4952</p>	<p>Cookies Cookieskids.com</p>
<p>Advent Source 5120 Prescott Ave Lincoln, NE 68506 (402) 486-8800 (800) 328-0525 service@adventsource.org</p>	<p>Metro School Uniform 745 Dudley Street Dorchester, MA 02125 info@metroschooluniforms.com (774) 500-4085</p>	
<p>Northeastern Conference Youth Ministries Department Necyouth.org -select the Store option</p>	<p>JB Pride Uniforms 1471 Main St, South Weymouth, MA 02190 Email: wilfredo@allinsidecorp.com (631) 664-9072</p>	
<p>Glendale Parade Store 12754 O'Conner Road San Antonio, Texas 78233 Glendale.com</p>	<p>Alex's Engraving (909) 795-6013</p>	

PATHFINDER MINISTRY

Pathfinder Class "A" Full Dress Uniform

- ◆ Tan uniform shirt with patches, pleated front pockets and epaulets (long sleeve in colder weather, short sleeve in warmer weather)
- ◆ Black pants (male) or black A-line skirt (female). There must be no decoration or extra stitching on pants or skirt. Skirt or pants may have no more than three pleats on each side on the front.
- ◆ Black socks (male staff and Pathfinders), black ultra sheer stockings (female staff and Pathfinders over 12 years old), black knee-high socks or black ultra sheer stockings for female Pathfinders under 12 years old. There must be no decoration on the socks.
- ◆ The Beret

The Black Beret is the standard headgear for class "A" - full dress uniform of Pathfinders and Master Guides. The beret is worn so that the headband (edge binding) is straight across the forehead, 1in above the eyebrows. The Pathfinder emblem known as the flash is positioned over the left eye and the excess material is draped over to the right ear, extending to at least the top of the ear, and no lower than the middle of the ear. When worn properly, the beret is formed to the shape of the head. TLTs wear a black beret with the TLT emblem in similar fashion.



NECKERCHIEFS:



◆ **Neckerchief, Pathfinder**

Pathfinder scarf/neckerchief is to be fitted neatly around the neck, held together in front with the appropriate loop device of either metal, plastic or cloth, but nevertheless having the Pathfinder logo affixed and properly positioned; This neckerchief is yellow-gold in color bordered in black with the World Pathfinder emblem as the logo on the back, which is accompanied with the Pathfinder slide. This is to be worn by all inducted Pathfinders and Non-Master Guide Staff.



◆ **Neckerchief, Pathfinder TLT**

Internal to NEC: Red in color bordered in black with the TLT emblem as the logo on the back, which is accompanied with the TLT slide. This is to be worn by all inducted TLTs. (The NAD Yellow-Gold Neckerchief with red border is the official neckerchief of the TLT Ministry.)

- ◆ Sleeves: Club name crest, Pathfinder triangle patch on the right sleeve and Conference patch, Union patch, Pathfinder World patch on the left sleeve of the uniform shirt;
 - Right: 1/2in from seam/shoulder place the Club Name crest, 1/2in below the crest place the Rank Strip (Staff), 1/2in below the Rank Strip or 1/2in below the crest if not staff, place the Pathfinder patch
 - Left: 1/2in from seam/shoulder place the Conference patch, place the Union patch 1/4in below Conference patch, place the Pathfinder World patch 1/4in below Union patch



- ◆ All Pathfinder patches, except the class patches, must have the black border and must be properly fixed to the uniform.
- ◆ Black standard tie with four in hand knot for males and tuxedo tie for females
- ◆ White gloves
- ◆ Black Honor sash (if you have at least one honor patch or were invested in any class)
- ◆ Black Pathfinder belt with the correct Pathfinder buckle, holding pants/skirt neatly at the waist.
- ◆ Black, laced up, leather or low rubber soled Oxford style shoes with no decoration or extra stitching; no patent leather/glossy shoes
- ◆ Jewelry should NOT be worn with the exception of a watch, engagement and wedding rings or medical identification chains.

Pathfinder Class "B" Service Dress Uniform

- ◆ The Class "B" Service dress uniform is less formal attire that is appropriate for Worship Services and non-field activities where the Class "A" is out of place.
- ◆ One of the authorized Conference, Area, or Club shirts
- ◆ Black Pathfinder belt with correct Pathfinder buckle, holding pants/skirt neatly at the waist.
- ◆ Black pants (male) and black A-line skirt (female). There must be no decoration or extra stitching on the pants or skirt. Skirt or pants may have no more than 3 pleats on each side on the front.
- ◆ Black socks (male Pathfinders and staff), black stockings (female staff and Pathfinders over 12 years old), black socks or stockings for female Pathfinders under 12. There must be no decoration on the socks.
- ◆ Black, laced up, leather or low rubber soled Oxford shoes with no decoration or extra stitching; no patent leather/glossy shoes
- ◆ Shirts are worn tucked into the skirt or pants of the Class B Service Dress uniform of both males and females.
- ◆ Jewelry should NOT be worn with the exception of a watch, engagement and wedding rings or medical identification chains.

Pathfinder Class "B" Field Uniform

- ◆ Whenever Class A uniform is not required, Class B uniform must be worn on all Pathfinder approved and sponsored activities or events. Each club must agree to a Class B Field Uniform standard which must be adhered to by all staff and club members. The club T-shirt must have the Club name and the Pathfinder logo prominently imprinted and displayed somewhere on it. Where instructed, at Area or Conference events, the Area or Conference T-shirt may be substituted for the club T-shirt. Officers are permitted the use of a staff polo style shirt with the appropriate Conference, Area or Club designs.
- ◆ In addition to the shirt, the field uniform will consist of black/blue jeans, white tube socks and sneakers.
- ◆ Males will wear the shirts of the field uniform tucked into their jeans at all times. Jeans are not to be worn baggy or hanging below the waist.

- ◆ Females may wear the shirts of the Field Uniform out of their jeans/pants covering their middles at all times.
- ◆ Jewelry should NOT be worn with the exception of a watch, engagement and wedding rings or medical identification chains.

The Field Cap:

- ◆ The black field cap is authorized for use with the Class B uniform.
- ◆ The Field cap must always have an authorized Pathfinder emblem on it. Area and Club designed Field Caps are authorized.

Summer uniform options/accessories

- ◆ Hat: An optional hat may be worn consisting of fabric suitable for warm weather. It should have the official Pathfinder or Master Guide insignia affixed.

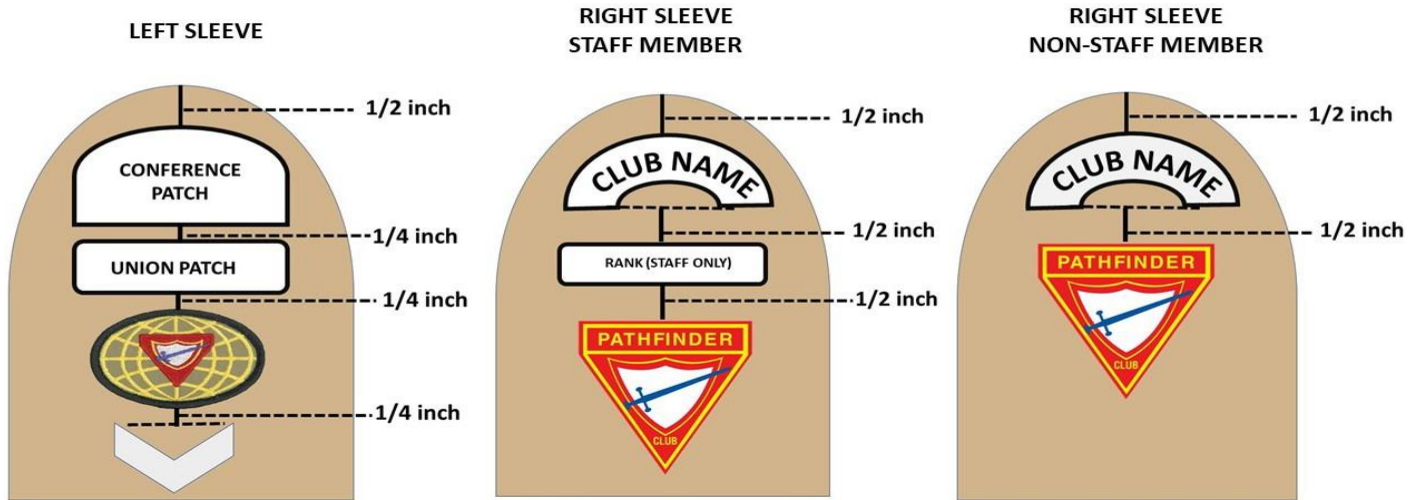


Winter Uniform/ Inclement Weather Uniform Options/Accessories

Pathfinders should be garbed in long sleeve under garments (black) and long sleeve shirts in colder weather; When outdoor activities are warranted, Pathfinders should wear a club agreed to inclement weather outer garment which conveys the values of Pathfinder ministry as does the Class A uniform. Women and girls may wear pants for special teams activities and during outdoor activities in colder weather. Suitably insignia'd hoodies, ponchos and pea coats are permissible.



PATHFINDER UNIFORM SLEEVES



Pathfinder Class Insignia

One chevron is worn representing the highest invested level below the Pathfinder World emblem on the left sleeve. The strip of the highest completed class is worn above the left pocket. The highest advance level insignia is placed above the class strip. The pin of the highest completed class is placed in the center of the left pocket. Chevrons, class pins, class name strips, and advanced class level bars of the remaining lower classes are worn on the sash. Insignia on the sash are to be placed in the following order: from top to bottom is Friend, Companion, Explorer, Ranger, Voyager, Guide. All persons (Master Guide included) should wear only the class insignia in which they have been invested.



Pocket flap locations


There are four designated locations for other pins on the pocket flap. Two on the left side of the button and two on the right side of the button. They are identified as locations A, B, C, & D. Only one pin should be worn in each position at a given time. Normally the “highest” level pin (typically the most recently earned) is worn.

Position A: Baptismal Pin

Position B: PBE Pin or PLA Pin

Position C: TLT Pin, Master TLT Pin or PIA Pin.

Position D: TLT Level Pin or the Staff Service Star.



Class Pocket Strip

Centered just above the left pocket of the shirt or blouse is the Pathfinder Class pocket strip for the highest Pathfinder Class in which the individual has been invested. It should be level with the top of the uniform shirt pocket.

Advanced Pathfinder Class Ribbon-Bar

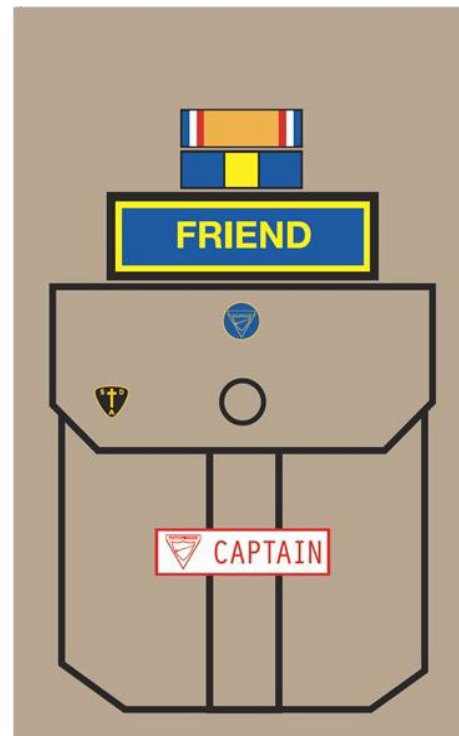
This is worn only by those completing the requirements, on the left side of shirt or blouse just above the Pathfinder Class pocket strip.

Pathfinder Excellence Ribbon/Good Conduct Ribbon-Bar

This is worn on the left side of shirt, or blouse above the pocket. It is above the Pathfinder Class pocket strip or Advanced Pathfinder Class Ribbons.









Captain and Scribe Badges









This badge is to be worn by captain and scribe on the sash, or positioned above the left pocket, on the shirt/blouse.



NORTHEASTERN CONFERENCE PATHFINDER UNIFORM CHART



	UNIFORM ITEM	WHO IT'S FOR	SOURCES
	black Pathfinder beret	All Pathfinders	Advent Source
	Pathfinder triangle patch for beret, TLT patch for beret	Pathfinders; TLT Pathfinders	NEC AYM Office; Advent Source
	tan uniform shirt with pleated front pockets and epaulets	All Pathfinders: short sleeve shirt in warmer weather, long sleeve shirt in cooler weather	Advent Source
	plain black tie; Tuxedo tie	plain black tie for males, Tuxedo tie for females	Advent Source; Uniform stores
	black sash	All Pathfinders who have at least one honor patch or were invested in any class	Advent Source
	Pathfinder Neckerchief with black logo and black border; Pathfinder slide	All Pathfinders	NEC AYM Office; Advent Source
	TLT Neckerchief and slide	Northeastern Conference TLTs	Pathfindershirts.com
	red and black single braid cord	All TLTs	NEC AYM Office; Advent Source

	<p>black A-Line skirt; black pants</p>	<p>A-Line skirt for female Pathfinders</p> <p>Pants for male Pathfinders</p> <p>There must be no decoration or extra stitching on pants or skirt. Skirt or pants may have no more than three pleats on each side on the front.</p>	<p>Advent Source</p>
	<p>black belt with Pathfinder logo buckle</p>	<p>All Pathfinders</p>	<p>Advent Source</p>
	<p>Plain white gloves, no design or decoration</p>	<p>All Pathfinders</p>	<p>Advent Source; hair supply stores</p>
	<p>Black leather or low rubber soled Oxford style shoes with black laces with no decoration or extra stitching</p>	<p>All Pathfinders</p>	<p>Shoe store</p>
	<p>club name crest for right sleeve</p>	<p>All Pathfinders</p>	<p>Advent Source</p>
	<p>Pathfinder staff strips for right sleeve</p>	<p>Pathfinder staff members</p>	<p>Advent Source</p>
	<p>Pathfinder 3" patch for right sleeve</p>	<p>All Pathfinders</p>	<p>NEC AYM Office; Advent Source</p>
	<p>Northeastern Conference Patch for left sleeve</p>	<p>All Pathfinders</p>	<p>NEC AYM Office</p>

	Atlantic Union Patch for left sleeve	All Pathfinders	NEC AYM Office
	Pathfinder world patch for left sleeve	All Pathfinders	NEC AYM Office; Advent Source
<p style="text-align: center;">Contact information for some sources</p>	<p>Northeastern Conference Adventist Youth Ministries Office Website: necyouth.org (select the store option) Phone Number: 718-291-8006 Ex. 2244</p>		
	<p>Advent Source 5120 Prescott Ave. Lincoln, NE 68506 Phone numbers: (402) 486-8800 or (800) 328-0525 Email: service@adventsource.org</p>		
	<p>Pathfinder Shirts Website: Pathfindershirts.com Customer Service: (407) 865-6530 Email: PathfinderShirts@gmail.com</p>		

MASTER GUIDE MINISTRY

Master Guide Class "A" Full Dress Uniform-Adventurers and Pathfinders

- ◆ The Class A uniform for a Pathfinder Master Guide is comprised of the green coat and trousers or green A-line skirt made of the Army green (AG) shade 415 material and a short or long sleeved tan uniform shirt.
- ◆ The class A uniform for an Adventurer Master Guide is comprised of the blue coat and trousers or A-line skirt (the blue shade for Adventurers is Air Force blue) and a short or long sleeved white Adventurer shirt and patches.
- ◆ The black beret is the standard headgear for Class "A" - full dress uniform of Pathfinder Master Guides and navy blue for Adventurer Master Guides. The Master Guide beret has the small Master Guide logo. The emblem known as the flash is positioned over the left eye for Pathfinders and the center for Adventurers. The excess material is draped over the right ear, extending to at least the top of the ear and no lower than the middle of the ear. When worn properly, the beret is formed to the shape of the head.

- ◆ **Neckerchief, Master Guide**

The neckerchief is yellow/gold bordered in red with the Master Guide emblem printed on the tip of the triangle. The Master Guide neckerchief is to be worn fitted neatly around the neck, held together in front with the appropriate loop device of either metal, plastic or cloth, but nevertheless having the Master Guide logo affixed and properly positioned. The neckerchief is to be worn only by those invested as Master Guides.

- ◆ **Sleeves:**



- ◆ Right-1/2in from seam/shoulder place Club Name crest, 1/2in below crest place Rank Strip (staff only), 1/2in below Rank Strip or 1/2in below crest if not staff, place Pathfinder/Adventurer patch.




- ◆ Left-1/2in from seam shoulder place Conference patch, place Union Patch 1/4in below Conference patch, place Pathfinder/Adventurer World Patch 1/4in below Union patch, where applicable place Master Guide Star plus chevrons 1/4in below World Patch. Master Guides having earned only the Master Guide without completing all the Pathfinder/Adventurer Class levels wear the star patch without the chevrons.



- ◆ Name badge is placed over the right chest pocket area or on the honor sash at the same level
- ◆ Tie: Black standard tie with four in hand knot for Pathfinder Master Guides and a blue tie for Adventurer Master Guides
- ◆ White gloves for ceremonies
- ◆ Sash: green honor sash for Pathfinders, blue honor sash for Adventurers. The class level insignias on the sash and/or chest are worn matching the order of the colors on their star patch and neckerchief which is from highest level to lowest level.
- ◆ Black belt with the correct Master Guide buckle, holding pants/skirt neatly at the waist
- ◆ Black leather lace up Oxford style shoes. (no patent leather/glossy or thick soled shoes or loafers) Pathfinder Master Guides wear plain black socks with no decorations (males), ultra sheer skin tone or black ultra sheer stockings (females). Adventurer Master Guides wear plain navy blue socks (males), ultra sheer navy blue stockings (females).
- ◆ Master Guides are authorized on occasion to wear the Modified Class "A" Uniform which consists of all elements of the Class "A" except the jacket and gloves.

NOTE: In order to wear the Modified Master Guide Class "A" the authorized shirt must have all required patches, pin(s) and name tag. Cords are optional.



Master Guide Class "B" Service Dress Uniform

- ◆ The Class "B" Service Dress uniform is less formal attire that is appropriate for worship services and non-field activities where the Class "A" is out of place.
- ◆ One of the authorized shirts i.e. Conference, Master Guide Program, Area, Club in either T- shirt or Polo style.
- ◆ Black Master Guide belt with the Master Guide buckle, holding pants/skirt neatly at the waist
- ◆ Black pants (male) or black A-line skirt (female). There must be no decoration or extra stitching on pants or skirt. Skirt or pants may have no more than three pleats on each side on the front.
- ◆ Black socks with no decorations (males), skin tone or black ultra sheer stockings (females)
- ◆ Black, laced up, leather or low rubber soled Oxford style shoes with no decoration or extra stitching; no patent leather/glossy shoes
- ◆ Shirts are worn tucked into the skirt or pants of the Class B Service Dress uniform of both males and females.

NOTE: The bottoms of the Master Guide Class "B" service Dress Uniform when so ordered is green for Master Guides in Pathfinder service, blue for Master Guides in Adventurer service, or the generic black when specified.

Master Guide Class "B" Field Uniform

- ◆ One of the authorized shirts i.e. Conference, Master Guide program, Area, local Club in either T-shirt or Polo style.
- ◆ Black/blue jeans, white socks
- ◆ Black or white sneakers, field shoes or boots
- ◆ Males will wear the shirts of the Field Uniform tucked into their jeans at all times. Jeans are not to be worn baggy or hanging below the waist.
- ◆ Females will wear shirts of the Field Uniform out of their jeans/pants covering their middles at all times.

The Field Cap:

- ◆ The black Field Cap is authorized for use with the Class "B" uniform.
- ◆ The Field Cap must always have an authorized Master Guide emblem on it. Area and Club designed Field Caps are authorized.

Master Guide Class "A" Ministry Uniform

When operating with field ministries (Pathfinder or Adventurer), Master Guides may wear the Master Guide uniform modified in the color of that ministry in the same specifications as the Standard Green Master Guide Uniform.

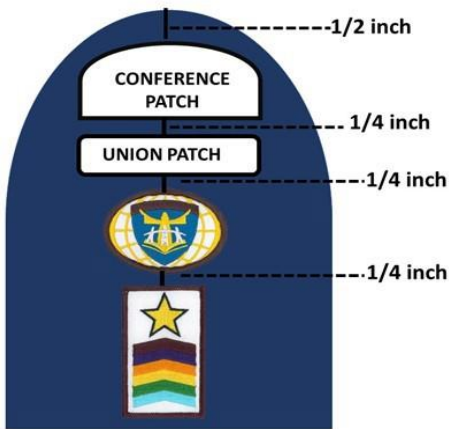
MASTER GUIDE UNIFORM DIAGRAMS



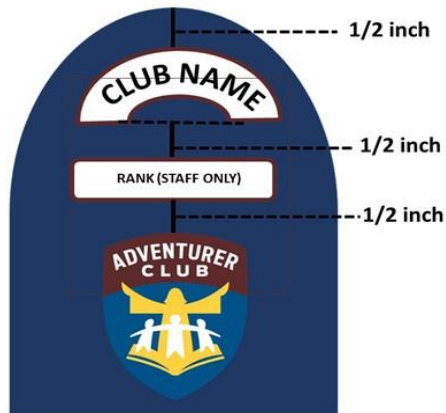
Adventurer double breasted jacket for females;
Single breasted jacket for males.

ADVENTURER MASTER GUIDE SLEEVES

LEFT SLEEVE



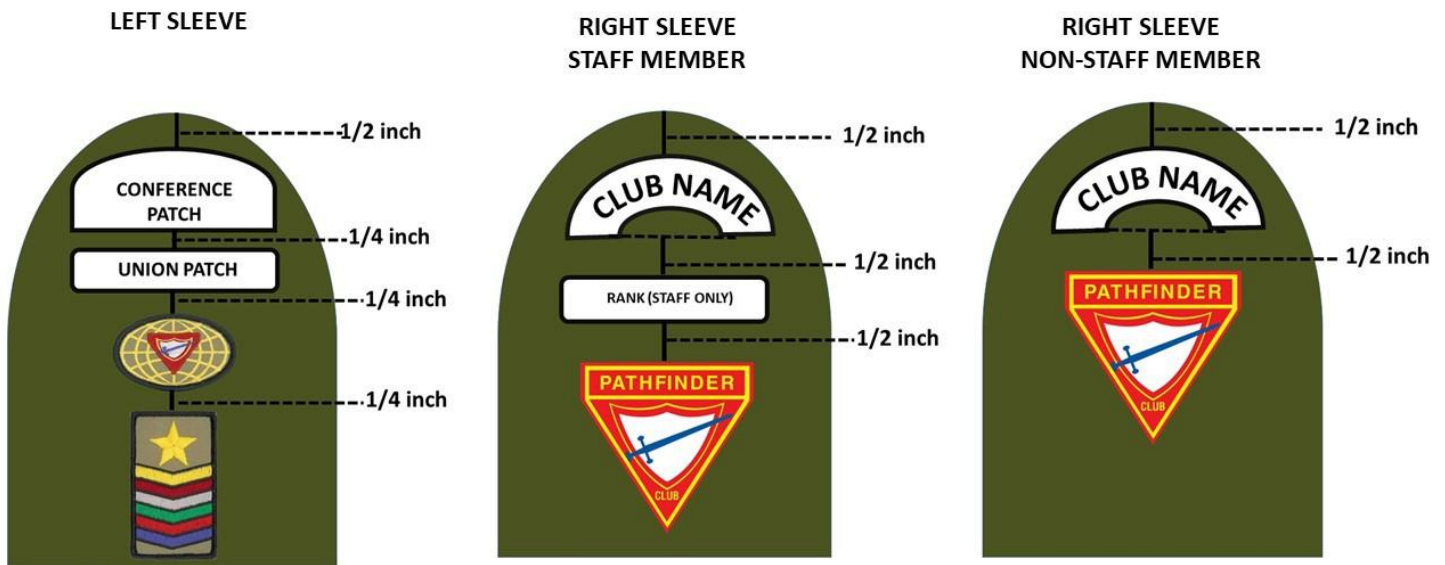
RIGHT SLEEVE
STAFF MEMBER



RIGHT SLEEVE
NON-STAFF MEMBER



PATHFINDER MASTER GUIDE SLEEVES



ADDITIONAL UNIFORM STANDARDS

- ◆ All Executive officers and Area Coordinators wear the Northeastern crest in lieu of the club name on her/his right sleeve.
- ◆ The ministry requires all of its members to maintain a high standard of dress and personal appearance. Pride in each member's personal appearance and uniform wear greatly strengthens the esprit de corps essential to an effective program.
- ◆ The uniform must be kept clean, neat, correct in design and specification, properly fitted, pressed and in good condition.
- ◆ The uniform must be worn properly at all times or not worn at all.
- ◆ Extra make up, colored nail polish, nail decorations and nail extensions are strictly prohibited. Nails must be neatly clipped and clean.
- ◆ Jewelry should NOT be worn with the exception of a watch, engagement and wedding rings or medical identification chains.
- ◆ The use of the white shirt and black pants/skirt combination is NOT a Pathfinder or Adventurer uniform.
- ◆ FUNERAL NOTE: When a member of the Pathfinder/Adventurer Master Guide Ministry is in attendance or serving at a funeral/ memorial service, it is customary NOT to wear the sash.

SPECIAL TEAMS:

Adventurers: The uniform for special team members when serving in that capacity is TBD

Pathfinders:

Conference: The uniform for special team members when serving in that capacity is Off-White beret, white ascot and white single braid cord. The sash is not to be worn with the special team uniform.

Area – The uniform for special team members when serving in that capacity is AREA COLOR BERET, MATCHING ASCOT AND SINGLE BRAID CHORD. The sash is not to be worn with the special team uniform area color.

Club – The uniform for special team members when serving in that capacity is CLUB COLOR BERET, MATCHING ASCOT AND SINGLE BRAID CHORD. The sash is not to be worn with the special team uniform club color.

Master Guides:




The uniform for special team members when serving in that capacity is shirt or jacket with all insignias; GOLD ASCOT; GOLD MASTER GUIDE LOGO'D BERET; MASTER GUIDE UNIFORM bottom, SOCKS, STOCKINGS, SHOES, ETC; The sash is not to be worn with the special team uniform.

AREA COLORS

	Area	Color
1	Bronx-Manhattan	Red
2	Brooklyn South Staten Island	Navy Blue
3	Brooklyn North	Royal Blue
4	Franco Haitian	Purple
5	Hispanic Metro	Orange
6	Long Island	Purple
7	Mid Hudson-Capital City	Light Blue
8	New England North	Kelly Green
9	New England North Hispanic	Brown
10	New England South	Lime Green
11	New England South Hispanic	TBA
12	Queens	Yellow
13	Rock West	Burgundy
14	Western New York	Black



NEC Star Insignia for Senior Officers

	<ul style="list-style-type: none"> • Conference Adventist Youth Ministries Director • Conference Associate Youth Ministries Directors
	<ul style="list-style-type: none"> • Conference Special Assistants • Conference Executive Coordinators • WNY Regional Coordinators • Conference Drill Coordinators • Conference Drum Corps Coordinators • Conference Teen Leadership Coordinators • Executive Officers • Program Specialist Coordinators • Area Pathfinder Coordinators • Area Master Guide Coordinators • Area Adventurer Coordinators
	<ul style="list-style-type: none"> • Assistant Area Coordinators • Club Directors

UNIFORM ACCESSORY USAGE

LEVEL OF OFFICIAL	CITATION CORD COMBINATION COLOR	INSIGNIA
Adventist Youth Ministries Director	Gold/Scarlet Red/Royal Blue	Three Stars
Associate AYMD Director	Gold/Scarlet Red/Royal Blue	Three Stars
Special Assistant	Gold/Scarlet Red/Royal Blue	Two Stars
Executive Coordinators	Gold/Scarlet Red/Royal Blue	Two Stars
Assistant Executive Coordinators	Gold/Scarlet Red/Royal Blue	Two Stars
WNY Regional Coordinators	Gold/Scarlet Red/Royal Blue	Two Stars
Executive Officers	Gold/Orange	Two Stars
Teen Leadership Training/ TLT Coordinator	Gold/Orange	Two Stars
Drilling & Marching Coordinator	Gold/Orange	Two Stars
Drilling & Marching Assistant Coordinator	Gold/Orange	Two Stars
Drum Coordinator	Gold/Orange	Two Stars
Drum Assistant Coordinator	Gold/Orange	Two Stars
Risk Management Coordinator	Gold/Orange	Two Stars
NEC Medical Coordinator	Gold/Orange	Two Stars
Chaplain	Gold/Orange	Two Stars /Chaplain's Insignia
NEC Special Teams	White	Special Team Pin
Area Coordinators	Gold/Scarlet Red	Two Stars
Assistant Area Coordinators	Gold/Kelly Green	One Star
Assistant Drum Coordinators	Gold/Kelly Green	One Star
Drum Instructors	White	N/A
Assistant Drilling & Marching Coordinators	Gold/Kelly Green	One Star
Drilling & Marching Instructors	White	N/A
Assistant Risk Management Coordinator	Gold/Kelly Green	One Star
Assistant TLT Coordinator	Gold/Kelly Green	One Star

Area Chaplain	Pathfinders: Purple Adventurers: MG Cord where applicable	Chaplain's Insignia
Assistant Area Secretary	N/A	N/A
Area Treasurer	N/A	N/A
Assistant Area Treasurer	N/A	N/A
Area Special Teams	White/Area Colors	Special Team Pin
Club Director	Pathfinders: Gold Adventurers: Gold if Master Guide, Burgundy if not a Master Guide	Pathfinders: One Star Adventurers: N/A
Associate Director	Pathfinders: Kelly Green Adventurers: N/A-wear MG Cord where applicable	N/A
Assistant Director	Pathfinders: Kelly Green Adventurers: N/A-wear MG Cord where applicable	N/A
Deputy Director: Pathfinders only	Kelly Green	N/A
Counselor	Pathfinder: Light Blue Adventurers: N/A	N/A
Jr. Counselor: Pathfinders only	Light Blue	N/A
Teen Leadership Trainee / TLT: Pathfinders only	Red & Black shoulder braid	N/A
Unit Captain: Pathfinders only	N/A	N/A
Unit Scribe: Pathfinders only	N/A	N/A
Club Special Teams	White/Club Colors	Special Team Pin
Club Chaplain	Pathfinders: Purple Adventurers: N/A	Chaplain's insignia
Instructors	N/A	N/A
Pastors	Purple	Pastor's Pin
Master Guide	Red	Master Guide Pin

SPECIAL NOTATIONS:

1. The color indicated as Gold is Yellow-Gold, Red is Scarlet Red, Blue is Royal Blue
2. Cords related to a position are to be worn only by those currently serving in that position.
3. Cords for Officials and Conference Special teams are double strand citation cords with a brass tip.
4. Cords for Area and Club special teams are the single braid top shoulder cord with loop.
5. Cords may be secured via Advent Source or Glendale ParadeStore.com catalog Items: #450, #450C2



TLT



**BY ORDER OF THE NECAYMD DIRECTORATE
DISTRIBUTION**

ALL Pathfinder, Adventurer, Master Guide Areas and
Personnel

Advisors:

Director Special Assistants
Adventurer Executive
Pathfinder Executives
Training Ministry Executive